

# OCC-55

## SMART Optical CWDM Channel Checker



### Key features

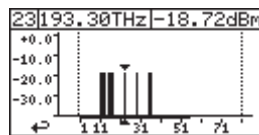
- Industry's smallest and lightest CWDM channel checker
- Wavelength scan range: 1260 nm to 1630 nm
- Outstanding battery lifetime ensures highest flexibility
- Graphical/tabular display mode
- Results can be saved via internal memory or external USB memory stick
- Report generation software OFS-355

### Applications

- Performance verification in metro access networks
- Troubleshooting in CWDM networks
- Upgrade of CWDM systems

### JDSU's SMART optical handhelds go beyond the basics

The JDSU OCC-55 is a handheld, battery-operated CWDM Channel Checker that is ideal for field service groups tasked with the installation, maintenance, and upgrades of CWDM systems. The OCC-55 scans the CWDM system and automatically records all channels with the wavelength and the related power level. The information can be displayed in a graphical spectrum format, or in a table of results so that users can easily check the performance of each and every channel.



### Graphical display

Cursor position indicates channel shown in the upper section of the display.

CH	$\lambda$ /nm	Lev/dBm
11	1471	LOW
12	1491	-2.12
13	1511	-11.20
14	1531	-13.56

### Tabular display

Channel number, frequency (wavelength) with the relevant power level is listed in a compact format.

**OCC-55 the Channel Checker with the right-on-spot price/performance ratio**

With the OCC-55 JDSU is setting a new benchmark in terms of a true field usable CWDM analyzer. On a footprint of just 195 x 95 mm (7.68 x 3.74 in) a technician finds the performance to install, upgrade and maintain a CWDM network.

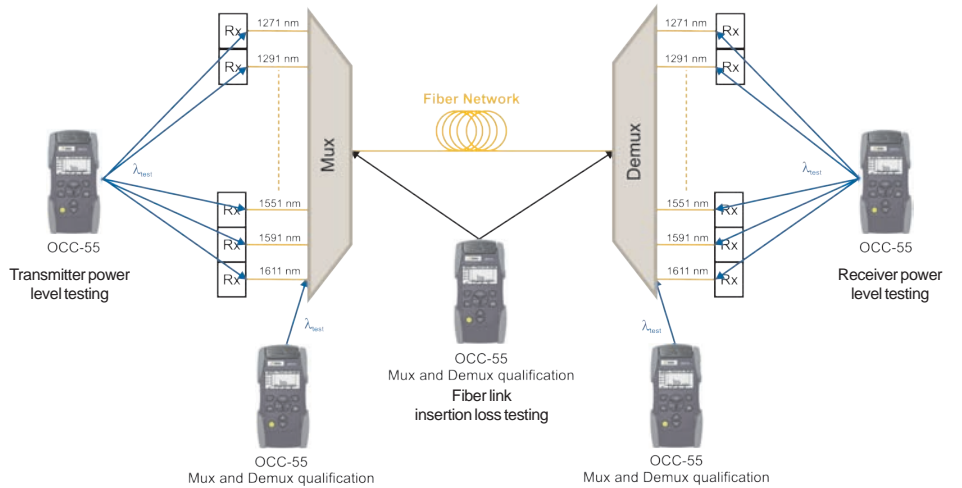


Figure 1 Evolution of a CWDM network

- Analysis of single channel before MUX and after DEMUX
- Qualification of multiplexed signals
- In-service measurement and network element verification

**Channel wavelength verification at add/drop multiplexers**

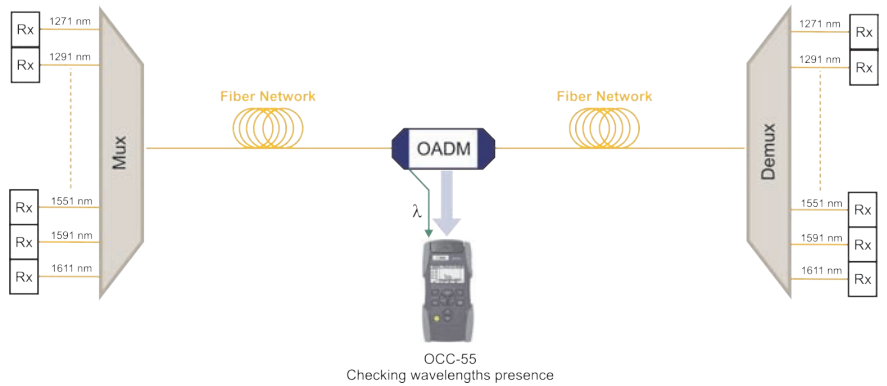


Figure 2 Checking for wavelength presence

- Channel drop testing at OADM to verify presence of the appropriate channel at the expected power level

3



OCC-10 Optical Connector Cleaning Kit (accessory)




FBE-SM1 probe kit



Optical adapters (BN 2150) for signal input



Worldwide compatible AC adapter/charger (SNT-121A)



Master USB port for easy data storage on external memory stick

## Specifications

### OCC-55

Wavelength range	1260 nm to 1620 nm
Minimum channel spacing/ spectral resolution	2 nm (@ 3 dB)
Absolute wavelength accuracy <sup>(1)</sup>	± 0.2 nm
Relative wavelength accuracy	± 0.1 nm
Power level range/channel	+10 dBm to -50 dBm
Maximum composite power	+22 dBm
Dynamic range	50 dB
Channel power repeatability	± 0.4 dB
Channel power accuracy	± 0.8 dB
PDL	± 0.3 dB
Measurement time	1 min
Optical interface	Universal PC (FC/SC/DIN...)
Return loss	>35 dB
Graphical display Trace	Bar graph
Table	ch-no, wavelength, power
Functions	Marker, wavelength drift
Sweep mode	Single, continuous
Remote control	via USB interface

<sup>(1)</sup> 23°C ± 5°C

## Display

Graphical display, resolution of 128 × 64 dots, displays up to four laser status screens

Backlight function switchable via a separate key

## Optical interface

Optical connector interchangeable adapter from BN 2150/00.xx range

## Power supply

Four dry batteries Mignon/AA, 1.5 V or NiMH rechargeable cells Mignon/AA, 1.2 V

Operating time from dry batteries typ. 7 h<sup>(1)</sup>

## Powersaving

The instrument switches off automatically after ~20 min (function can be disabled)

AC line operation via separate AC adapter

Integrated fast battery charging function (2 hours)

## Electromagnetic compatibility

Corresponds to IEC 61326 (CE conformance)

## Calibration

Suggested calibration interval 3 years

## Temperature

Operation -10°C to +55°C

Storage -40°C to +70°C

## Dimensions and weight

W × H × D approximately 95 × 60 × 195 mm  
(3.74 × 2.36 × 7.68 in)

Weight approximately 500 g (1.1 lb)

## Ordering Information

Ordering number	Instrument
BN 2277/40	OCC-55 CWDM Channel Checker

## Included items

Ordering number	Description
BN 2277/90.06	Host USB interface
BN 2237/90.02	Four NiMH rechargeable cells (AA)
BN 2277/90.01	SNT-121A AC adapter
	Operating manual
BN 2277/90.02	MT-1S Belt bag
BN 2150/00.xx	Interchangeable adapter

## Accessories

Ordering number	Accessories
BN 2150/00.32	Optical adapter ST type
BN 2150/00.58	Optical adapter SC type
BN 2150/00.51	Optical adapter FC type
BN 2150/00.50	Optical adapter DIN type
BN 2150/00.59	Optical adapter LC type
BN 2229/90.21	OCC-10 Optical Connector Cleaning Kit
BN 2237/90.02	NiMH cells, Mignon/AA, 1.2 V (4 required per instrument)
BN 2277/90.01	SNT-121A Worldwide compatible AC adapter
K804	USB connection cable
FBE-SM1	Probe kit: 200x FBE probe hardware to HD3 display
BN 2277/90.02	MT-1S belt bag for one instrument
BN 2126/03	MT-2S soft bag for two instruments
BN 2126/04	MT-3S soft bag for three instruments
BN 2093/31	MK-3S hard case for three instruments

(1) singlesweep mode

## Test & Measurement Regional Sales

NORTH AMERICA	LATIN AMERICA	ASIA PACIFIC	EMEA	WEBSITE: <a href="http://www.jdsu.com">www.jdsu.com</a>
TEL: 1 866 228 3762 FAX: +1 301 353 9216	TEL:+55 11 5503 3800 FAX:+55 11 5505 1598	TEL:+852 2892 0990 FAX:+852 2892 0770	TEL:+49 7121 86 2222 FAX:+49 7121 86 1222	